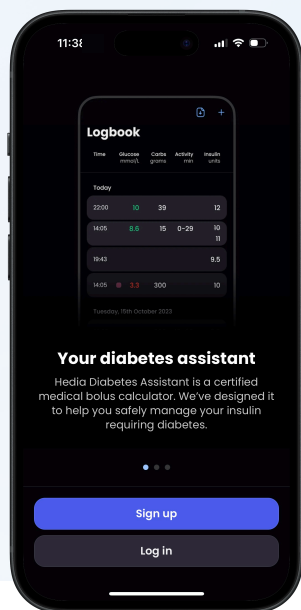


HOW TO

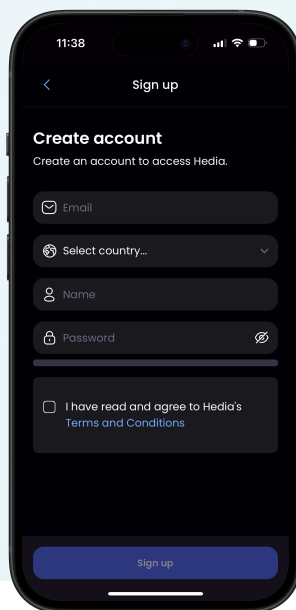
Sign up and setup insulin calculator

Sign up

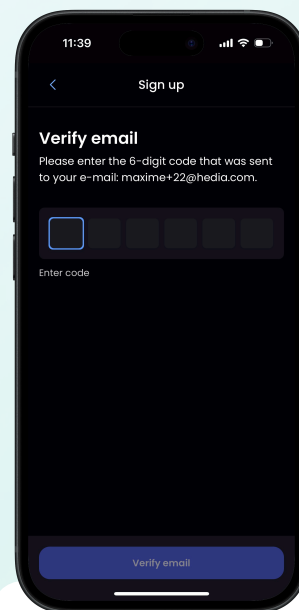
1 Create Hedia account and set up insulin calculation settings



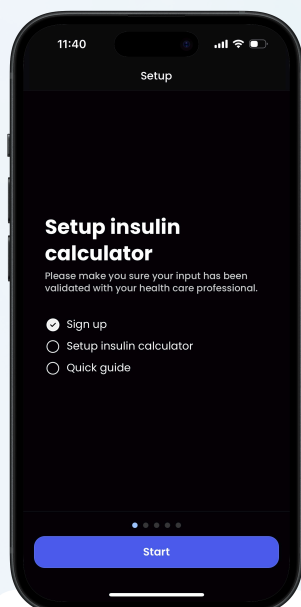
Choose if you are signing up as a new user or logging in to an already existing account.



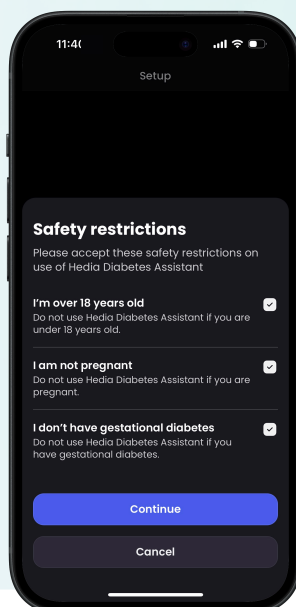
Enter name, country, email and a password and accept terms and conditions.



Enter the 6-digit code you received by email.



Sign-up is done.



Accept the safety restrictions.

Setup insulin calculator

Enter birthday, biological sex, diabetes type and preferred glucose unit (mmol/L or mg/dL).

Enter treatment type: Pen (half or whole unit) or Pump.

Do you know your Insulin-to-carb ratio and insulin sensitivity?

OUI NON

Enter Insulin-to-carb ratio and insulin sensitivity.

Enter you Total daily insulin dosage.

Check your summary.

Setup is done.

2 Go through Quick guide

